

PHOTOMETRIC SEARCH FOR BLACK HOLES IN DORMANT X-RAY TRANSIENTS

Aleksander Sądowski¹, Janusz Ziółkowski², and Krzysztof Belczyński³

¹*Astronomical Observatory of Warsaw University, Al. Ujazdowskie 4, 00-478 Warsaw, Poland*

²*Copernicus Astronomical Center, ul. Bartycka 18, 00-716 Warsaw, Poland*

³*Department of Astronomy, New Mexico State University, 1320 Frenger Mall, Las Cruces, New Mexico 88003-8001*

ABSTRACT

Our calculations of stellar population synthesis indicate that the Galaxy contains some 15 000 to 40 000 dormant X-ray transients with a black hole component. It means that there should be some 20 to 50 such systems within 0.5 kpc from the Sun. For dormant X-ray transients with a neutron star component the corresponding numbers are 30 000 to 250 000 in the Galaxy and 40 to 300 in the solar vicinity. These objects do not emit X rays, but their optical components should display ellipsoidal light variations, typical for Roche lobe filling components of close binaries. For a typical soft X-ray transient (mass of the optical component 0.5 to 1 M_{\odot} , mass of the compact component 5 to 10 M_{\odot} (black hole) or 1.5 M_{\odot} (neutron star)), the amplitudes of these variations (in V band) should be up to 0.5 magnitudes (depending on the inclination of the system). Such variability should be easy to detect in mass photometric surveys (such as ASAS).

Key words: black holes, X-ray binaries, X-ray transients.

1. INTRODUCTION

It is well known that majority of black hole (BH) X-ray binaries are transient sources. Among the presently known some 50 black hole candidate (BHC) systems, about 80 % are transient X-ray sources. Due to selection effects, the fraction of transient systems is, probably, even higher. The transient systems for most of the time are quiescent, i.e. they do not emit X rays. However, their optical components fill their Roche lobes all the time (even during the dormant phase). Therefore, they should display the ellipsoidal light variations, typical for tidally distorted stars. Synthetic light curves, calculated for typical such systems (mass of the optical component 0.6 M_{\odot} , mass of the compact component 6 M_{\odot} (black hole) or 1.5 M_{\odot} (neutron star)) by Dymitrow [3], indicate that the amplitudes of these variations (in V band) should be up to 0.5 magnitude (depending on the inclination of the system).

We carried out the calculations of stellar population synthesis in order to estimate the number of transient BH X-

ray binaries in the Galaxy. The aim of this estimate was to find what are the chances of detecting these ellipsoidal light variations in mass photometric surveys.

The calculations were carried out using the Star Track code described by Belczyński, Kalogera & Bulik [1] and Belczyński et al. [2]. We define BH X-ray binary as a system composed of a black hole and an optical star filling its Roche lobe (in all BH systems known, the optical component practically fills its Roche lobe, even if the BH is accreting from the stellar wind). Such definition means that our statistics for the number of expected BH X-ray binaries include both transient and persistent systems. However, as it was pointed earlier, great majority of these systems must be transient sources.

2. CALCULATIONS

The results of calculations of stellar population synthesis are sensitive to the values of different parameters entering the code and to the different assumption made during the calculations. We found that, in the calculations carried out for our purposes, the most critical parameter was the assumed value of the critical mass of the final compact object M_{cr} , below which it is a neutron star (NS) and above which it is a BH. Therefore, we carried out all calculations for two values of M_{cr} : 2 M_{\odot} and 3 M_{\odot} . We believe, that the lower value is more correct. The distribution of the determined masses of NSs covers the range from 1.25 M_{\odot} to about 2 M_{\odot} - see, e.g., Ziółkowski [8]. However, this argument is not conclusive enough to rule out the higher value. Therefore, for each of the two values of M_{cr} mentioned above, we performed calculations, assuming relatively wide ranges for different other parameters entering the numerical code. The resulting distributions of orbital periods of BH X-ray binaries were compared with the observed distribution to select the plausible values of these parameters.

3. PRELIMINARY RESULTS

Fig. 1 shows the results of the calculations made with the standard values of the parameters and standard assump-

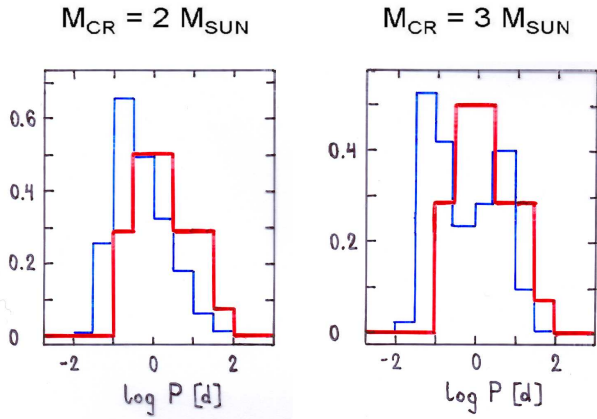


Figure 1. Observed (red line) and expected (blue line) distributions of orbital periods of BH X-ray binaries for two values of the parameter M_{CR} (see the text). The observed distribution is based on the catalogs of Liu et al. [4], [5]. The expected one is the result of stellar population synthesis calculations with standard values of all parameters.

tions used in the Star Track code. The red line shows the observed distribution of orbital periods of BH X-ray binaries based on the catalogs of Liu et al. [4], [5].

One may notice that the value $M_{\text{CR}} = 2 M_{\odot}$ produces better fit to the observations than the value $M_{\text{CR}} = 3 M_{\odot}$.

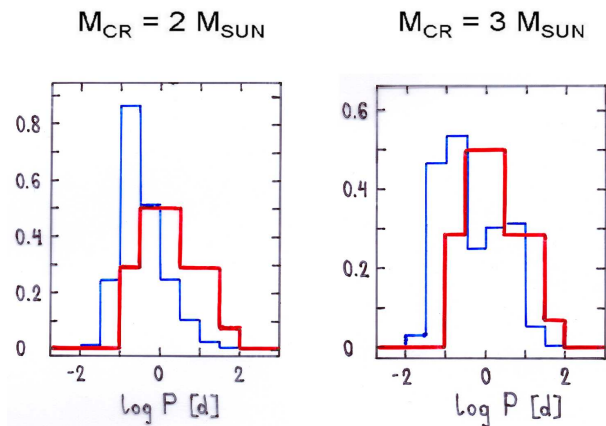


Figure 2. The same as Fig.1 but for the value of the parameter describing the efficiency of the common envelope reduced by a factor of 10 (see the text)

Fig. 2 shows the results obtained when one changes the assumption concerning the efficiency of the process of the shedding of the envelope during the common envelope phase of the stellar evolution. One of the parameters used in the code describes how efficiently the gravitational energy released due to shrinking of the binary orbit (the orbit shrinks because both components experience drag force while moving in the common envelope) is used to unbind the common envelope.

Here the value of this parameter was decreased by a factor

of 10 comparing with the standard value.

As one may see, the fit is now worse than in Fig. 1 (the fit for $M_{\text{CR}} = 2 M_{\odot}$ still being much better than the fit for $M_{\text{CR}} = 3 M_{\odot}$).

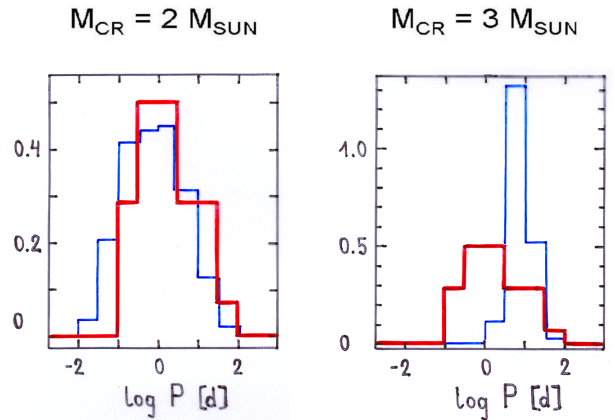


Figure 3. The same as Fig.1 but for the assumption of no kick during the collapse event producing a black hole (see the text)

Fig. 3 shows the distribution expected if one assumes that black holes are produced with no kick during the collapse event. The standard approach assumes that the distribution of the kicks is the same as for the events producing neutron stars (this distribution is inferred from the space velocities of radio pulsars). There are, however, some observational arguments that many black holes may be produced with no substantial kicks (either through a dark collapse or with only small mass ejection, as demonstrated by Mirabel and Rodrigues [6]).

This case produces the best fit so far for $M_{\text{CR}} = 2 M_{\odot}$ (for $M_{\text{CR}} = 3 M_{\odot}$ the fit is very poor).

Fig. 4 shows the same case as Fig. 3 (for $M_{\text{CR}} = 2 M_{\odot}$), but with the final systems composed of black hole and white dwarf being removed from the expected population. This removal is quite arbitrary. It is true that we do not observe such systems, but they are produced in the stellar population synthesis calculations and we do not understand what is the reason for this discrepancy.

As may be seen, the removal of black hole + white dwarf binaries improves the fit (the green line in Fig. 4).

4. POPULATION OF BH X-RAY BINARIES

The expected numbers of galactic BH X-ray binaries depends mainly on the value of the parameter M_{CR} . If this value is $2 M_{\odot}$, then, according to our calculations, Galaxy contains some 15 000 to 40 000 of BH X-ray binaries (and some 30 000 to 250 000 of NS X-ray binaries). If this value is $3 M_{\odot}$, then our Galaxy contains 800 to 6 000 of BH X-ray binaries (and some 70 000 to 250

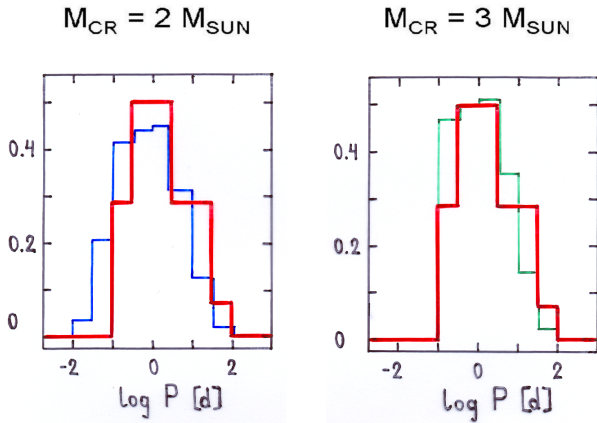


Figure 4. The same as Fig.1 but for one value of M_{cr} parameter ($M_{\text{cr}} = 2 M_{\odot}$). The left panel is the same as in Fig. 3 (no kick case). The right panel is the same as the left panel, but with the black hole + white dwarf binaries arbitrarily removed from the expected population (the green line - see the text)

000 of NS X-ray binaries). As we have seen (Section 3), the value of $2 M_{\odot}$ systematically produces substantially better fits of the expected orbital period distributions to the observed one. There are also some other arguments favoring the lower value (see Section 2). However, as it was noted earlier, the evidence is not conclusive enough to rule out the higher value. Therefore, the range of the expected number of galactic BH X-ray binaries remains uncomfortably wide (between 800 and 40 000). We may add that, using the most likely set of assumptions ($M_{\text{cr}} = 2 M_{\odot}$, no kick during BH formation), we obtain about 15 000 for the expected number of BH X-ray binaries.

5. PHOTOMETRIC SEARCH FOR BHS IN DORMANT X-RAY TRANSIENTS

We intend to start our search using catalogs of ASAS (All Sky Automated Survey) - a photometric survey carried out in the Astronomical Observatory of Warsaw University (Pojmański [7]). The limiting V magnitude for ASAS survey is about 13, which for a typical system (mass of the optical component $\sim 1 M_{\odot}$) translates into the limiting distance of about 0.5 kpc. This distance translates, in turn, into some 20 to 50 detectable BH transients (and some 40 to 300 detectable NS transients) if the critical value of the mass of the final compact object is $2 M_{\odot}$. If this value is $3 M_{\odot}$, then the corresponding numbers are 1 to 8 detectable BH transients (and some 100 to 300 detectable NS transients).

Using the most likely set of assumptions ($M_{\text{cr}} = 2 M_{\odot}$, no kick during BH formation), we would expect some 20 detectable BH transients and some 40 detectable NS transients in the ASAS catalogs.

6. CONCLUSIONS

Our calculations of stellar population synthesis indicate that the Galaxy contains some 15 000 to 40 000 dormant X-ray transients with a black hole component (BH) and some 30 000 to 250 000 dormant X-ray transients with a neutron star (NS) component. Using the most likely set of assumptions (the critical mass separating BH/NS final remnants $M_{\text{cr}} = 2 M_{\odot}$, no kick during BH formation), the expected numbers correspond to the lower limits i.e. 15 000 and 30 000. These objects are X-ray quiescent, but their optical components should display ellipsoidal light variations, typical for Roche lobe filling components of close binaries. The amplitudes of these variations (in V band) could be up to 0.5 magnitudes (depending on the inclination of the system). Such variability should be easy to detect in mass photometric surveys (such as ASAS). Our estimates indicate that in the case of ASAS survey we might expect some 20 detectable BH transients and some 40 detectable NS transients in the ASAS catalogs.

ACKNOWLEDGMENTS

This work was partially supported by the State Committee for Scientific Research grants No 4 T12E 047 27 and 1 P03D 011 28.

REFERENCES

- [1] Belczyński K., Kalogera V. & Bulik T., 2002, *ApJ* 572, 407
- [2] Belczyński K., Kalogera V., Rasio F.A., Taam, R.E., Zezas A., Bulik T., Maccarone T.J. & Ivanova N., 2006, *ApJ Suppl*, in press (also *astro-ph* 0511811)
- [3] Dymitrow W., 2006, *private communication*
- [4] Liu Q.Z., van Paradijs J. & van den Heuvel E.P.J., 2000, *A&A Suppl.* 147, 25
- [5] Liu Q.Z., van Paradijs J. & van den Heuvel E.P.J., 2001, *A&A* 368, 102
- [6] Mirabel I.F. & Rodrigues I., 2000, *Science* 300, 1119
- [7] Pojmański G., 1997, *Acta Astr.* 47, 467
- [8] Ziółkowski J., 2005, *Frontier Objects in Astrophysics and Particle Physics (Procs. of the Vulcano Workshop 2004)*, eds. F. Giovannelli & G. Mannocchi, *Conference Proceedings*, Italian Physical Society, Editrice Compositori, Bologna, Italy, 90, 335 (also *astro-ph* 0502124)